

Anti-NCR3 antibody

Cat. No.	ml222074
Package	25 µl/100 µl/200 µl
Storage	-20°C, pH7.4 PBS, 0.05% NaN ₃ , 40% Glycerol

Product overview

Description	Anti-NCR3 rabbit polyclonal antibody
Applications	ELISA, IHC
Immunogen	Fusion protein of human NCR3
Reactivity	Human
Content	0.7 mg/ml
Host species	Rabbit
Ig class	Immunogen-specific rabbit IgG
Purification	Antigen affinity purification

Target information

Symbol	NCR3
Full name	natural cytotoxicity triggering receptor 3
Synonyms	1C7; MALS; CD337; LY117; NKp30
Swissprot	O14931

Target Background

The protein encoded by this gene is a natural cytotoxicity receptor (NCR) that may aid NK cells in the lysis of tumor cells. The encoded protein interacts with CD3-zeta (CD247), a T-cell receptor. A single nucleotide polymorphism in the 5' untranslated region of this gene has been associated with mild malaria susceptibility. Three transcript variants encoding different isoforms have been found for this gene.

订购热线: 4008-898-798

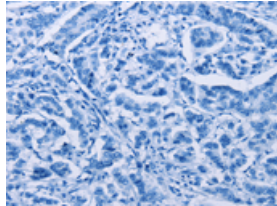
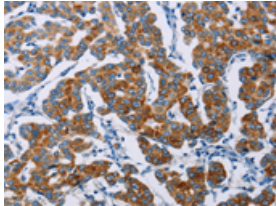
Applications

Immunohistochemistry

Predicted cell location: Cytoplasm

Positive control: Human breast cancer

Recommended dilution: 50-200

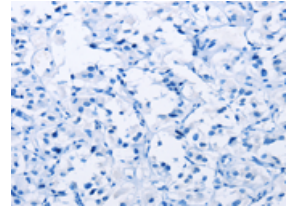
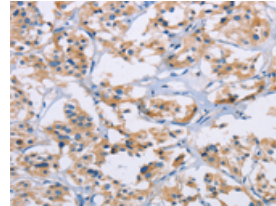


The image on the left is immunohistochemistry of paraffin-embedded Human breast cancer tissue using ml222074(NCR3 Antibody) at dilution 1/40, on the right is treated with fusion protein. (Original magnification: $\times 200$)

Predicted cell location: Cytoplasm

Positive control: Human thyroid cancer

Recommended dilution: 50-200



The image on the left is immunohistochemistry of paraffin-embedded Human thyroid cancer tissue using ml222074(NCR3 Antibody) at dilution 1/40, on the right is treated with fusion protein. (Original magnification: $\times 200$)

ELISA

Recommended dilution: 2000-5000

联系电话: 4008-898-798, 021-61725725

联系QQ: 2881505695, 2881505696

邮箱: mlbio_cn@yeah.net

网址: www.mlbio.cn