

Anti-ZNF473 antibody

Cat. No.	ml123983
Package	25 µl/100 µl/200 µl
Storage	-20°C, pH7.4 PBS, 0.05% NaN ₃ , 40% Glycerol

Product overview

Description	Anti-ZNF473 rabbit polyclonal antibody
Applications	ELISA, IHC
Immunogen	Fusion protein of human ZNF473
Reactivity	Human
Content	0.3 mg/ml
Host species	Rabbit
Ig class	Immunogen-specific rabbit IgG
Purification	Antigen affinity purification

Target information

Symbol	ZNF473
Full name	zinc finger protein 473
Synonyms	ZN473; HZFP100
Swissprot	Q8WTR7

Target Background

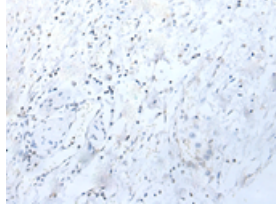
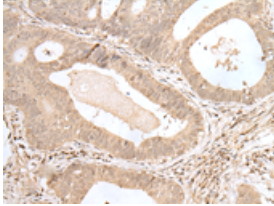
Involved in histone 3'-end pre-mRNA processing by associating with U7 snRNP and interacting with SLBP/pre-mRNA complex. Increases histone 3'-end pre-mRNA processing but has no effect on U7 snRNP levels, when overexpressed. Required for cell cycle progression from G1 to S phases.

订购热线: 4008-898-798

Applications

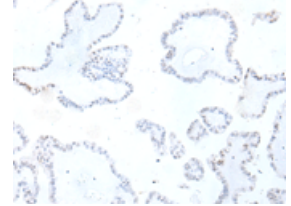
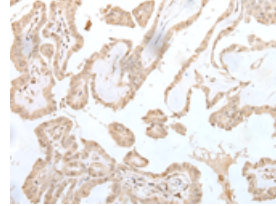
Immunohistochemistry

Predicted cell location: Cytoplasm and Nucleus
Positive control: Human gastric cancer
Recommended dilution: 25-100



The image on the left is immunohistochemistry of paraffin-embedded Human gastric cancer tissue using ml123983(ZNF473 Antibody) at dilution 1/30, on the right is treated with fusion protein. (Original magnification: ×200)

Predicted cell location: Cytoplasm and Nucleus
Positive control: Human thyroid cancer
Recommended dilution: 25-100



The image on the left is immunohistochemistry of paraffin-embedded Human thyroid cancer tissue using ml123983(ZNF473 Antibody) at dilution 1/30, on the right is treated with fusion protein. (Original magnification: ×200)

ELISA

Recommended dilution: 5000-10000

联系电话: 4008-898-798, 021-61725725

联系QQ: 2881505695, 2881505696

邮箱: mlbio_cn@yeah.net

网址: www.mlbio.cn